



جامعة العين
AL AIN UNIVERSITY

Students guide

E- Learning

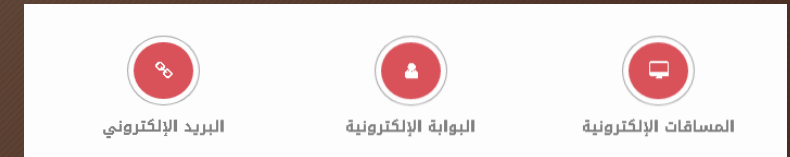
Information Technology Center - AAU



* How to access Moodle :

E learning: This is the location where students can get assignments and perform electronic exams

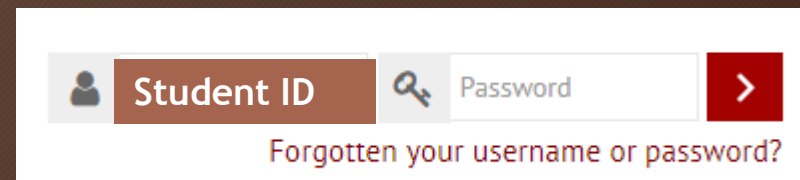
- go to AAU website : aau.ac.ae
- Online Resources > Courses Online
- In the Moodle main page type your Moodle username & password



Press here

Note

- You can access directly to Moodle site, from:
- <https://online-earning.aau.ac.ae/moodle/>



After Log in

The screenshot shows the user interface of the AAI University e-learning system. At the top left is the university logo and name in Arabic and English. The top navigation bar includes links for AAU, AIAin University, E-Registration, Gmail, Off-Campus Access, Online Library, Archive, and English (en) with a dropdown arrow. A search bar for courses is on the right. The main dashboard area is titled 'Dashboard' and features a 'Navigation' sidebar with links to 'Site home' and 'My courses' (including 'test'). The main content area shows 'Course overview' with a red asterisk icon, a 'test' link, and a notification: 'You have assignments that need attention'. A 'Customise this page' button is in the top right. A 'Private files' section shows 'No files available' and a link to 'Manage private files...'. An 'Online users' section shows 'last 5 minutes: 1'. Two callout boxes with arrows point to the 'English (en)' dropdown and the 'test' link.

AAU AIAin University E-Registration Gmail Off-Campus Access Online Library Archive English (en) Search courses

Dashboard

Navigation

- Dashboard
 - Site home
 - My courses
 - test

Course overview

test

You have assignments that need attention

Customise this page

Private files

No files available

Manage private files...

Online users


last 5 minutes: 1

Change the language

Your courses will be available here..

Moodle Mobile



- From your Play store .. Install **Moodle Application**
- Write Moodle link **<https://online-learning.aau.ac.ae/moodle/>**
- Write your username and password .. You'll find your courses inside..

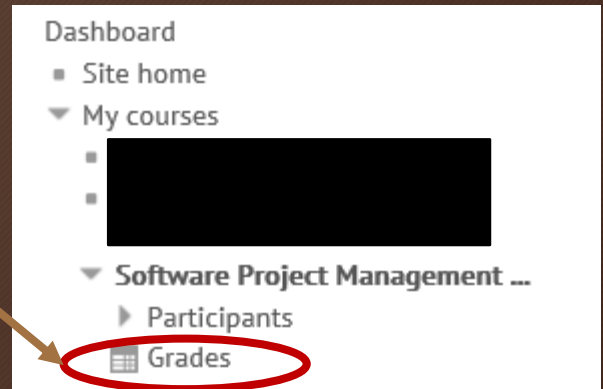


Grade book

- You can take your grades from your dashboard, Once you access to your account, and press on any course

press on grades

Grade item	Calculated weight	Grade	Range	Percentage
[Redacted]				
 Attendance	-	5.00	0-5	100.00 %
 Quiz 1	-	13.20	0-15	88.00 %

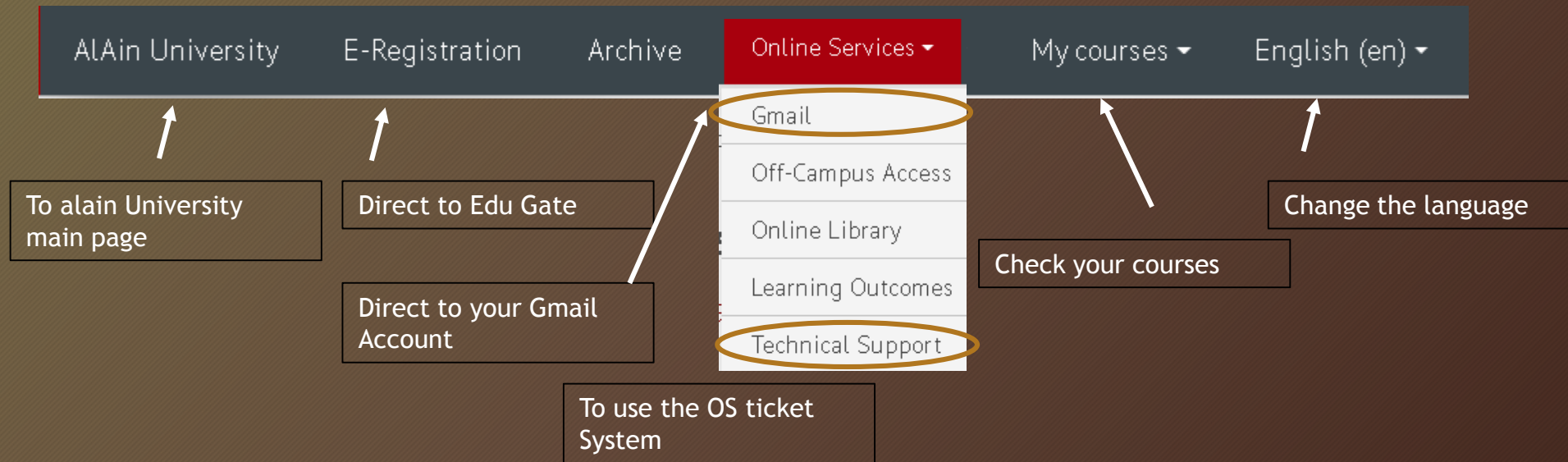


Dashboard

- Site home
- My courses
 - [Redacted]
 - [Redacted]
 - Software Project Management ...
 - Participants
 - Grades**

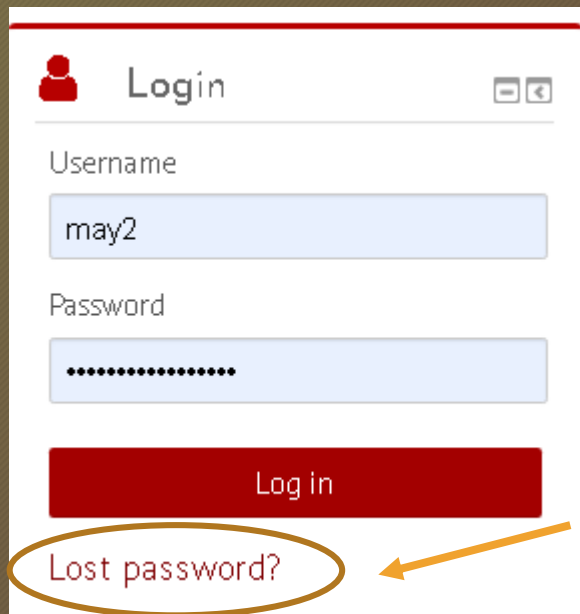
Links in Moodle

- In the first page of Moodle you can get many links, that are very helpful to you:



How to change the password

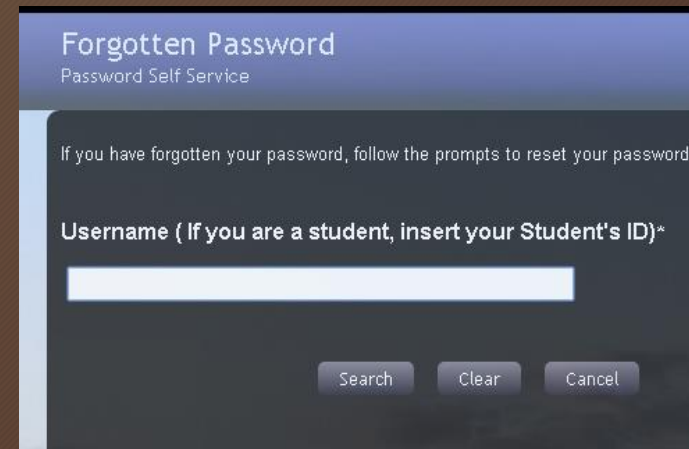
- To change the password for Edu gate, and Moodle:



The image shows a Moodle login form with the following elements:

- Header:** A red profile icon, the text "Login", and two small square icons.
- Username:** A text input field containing "may2".
- Password:** A password input field with masked characters (dots).
- Log in:** A prominent red button.
- Annotation:** A yellow oval highlights the text "Lost password?" located below the "Log in" button. An orange arrow points from this oval to the "Forgot Password" link on the adjacent form.

Form Moodle Page



The image shows a "Forgotten Password" form with the following elements:

- Header:** "Forgotten Password" and "Password Self Service".
- Text:** "If you have forgotten your password, follow the prompts to reset your password."
- Input:** A text input field labeled "Username (If you are a student, insert your Student's ID)*".
- Buttons:** "Search", "Clear", and "Cancel" buttons.

Put your student ID

How to change the password


Please answer the following questions. If you answer these questions correctly, you will then be able to reset your password.

Please type your security responses

Secret Code

Check Responses Clear Cancel

الرجاء كتابة الجزء الثالث من رقم الهوية الخاصة بك و المتكون من سبعة خانات.



Put your Emirates ID .. It will take you to another page to reset your password

Put an OS Ticket

- To add a new ticket, for any technical issue you faced it, please contact IT by using OS ticketing system, from online courses page:

The screenshot shows the ALAin University website navigation menu. The 'Online Services' dropdown menu is open, and 'Technical Support' is circled in red. Below the menu, the support center page is visible, featuring a sign-in form with fields for 'Email or Username' and 'Password', and a 'Sign In' button. A link for 'Not yet registered? Create an account' and a link for 'I'm an agent — sign in here' are also present. A black arrow points from the 'I'm an agent' link to the right-hand text box.

Put your student ID, and your password, press on sign in

Put an OS Ticket

Support Center Home Knowledgebase **Open a New Ticket**

Open a New Ticket

Please fill in the form below to open a new ticket.

Email: may.aldaenee@aau.ae
Client: May Daenee

Help Topic

- Select a Help Topic —
- Select a Help Topic —
- Access Login
- Back Office System
- E-Attendance
- E-Learning
- Edugate
- General Inquiry
- Hardware Problem
- Internet
- Printing
- Software Installation
- Telephone

Create Ticket Reset Cancel

Copyright © 2019 Al Ain University - All rights reserved.
powered by OSticket

- Press on , Open a new Ticket
- Choose the topic , put a summary for your issue
- Press on create ticket

Upload An Assignment

- Open your Moodle Account, access to your course, you'll find the assignment

- Press on it

Course overview

> Test

You have assignments that need attention

Click to expand or collapse

Upload your file

new assignment

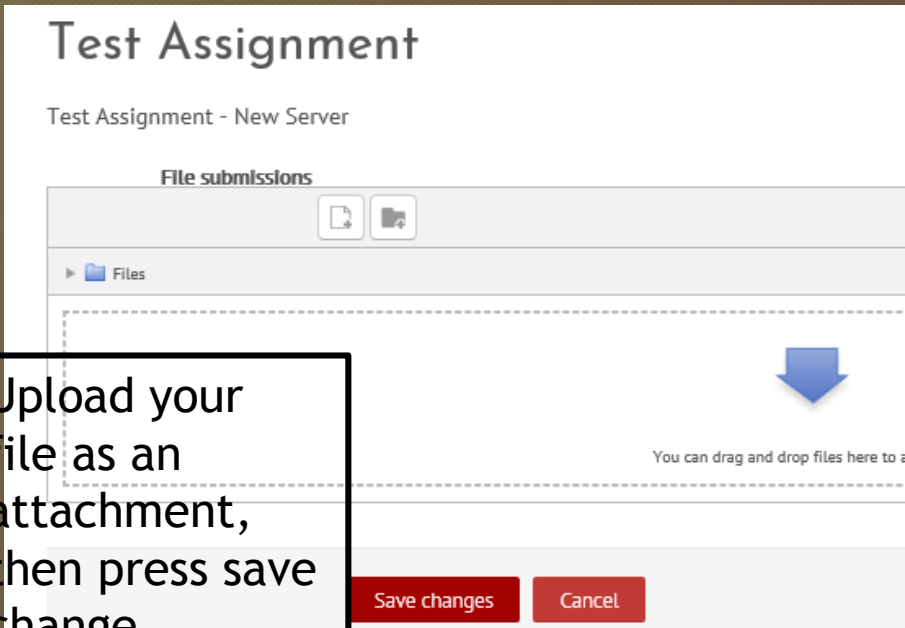
حالة التسليم

لا توجد محاولات	حالة التسليم
لم يتم التقييم	حالة التقييم
Monday, 21 October 2019, 1:05 PM	تاريخ تقديم مهمة
12 أيام 23 ساعات	الزمن المتبقي
-	Last modified
تعليقات (0)	تعليقات على التقديم

أضف تسليم

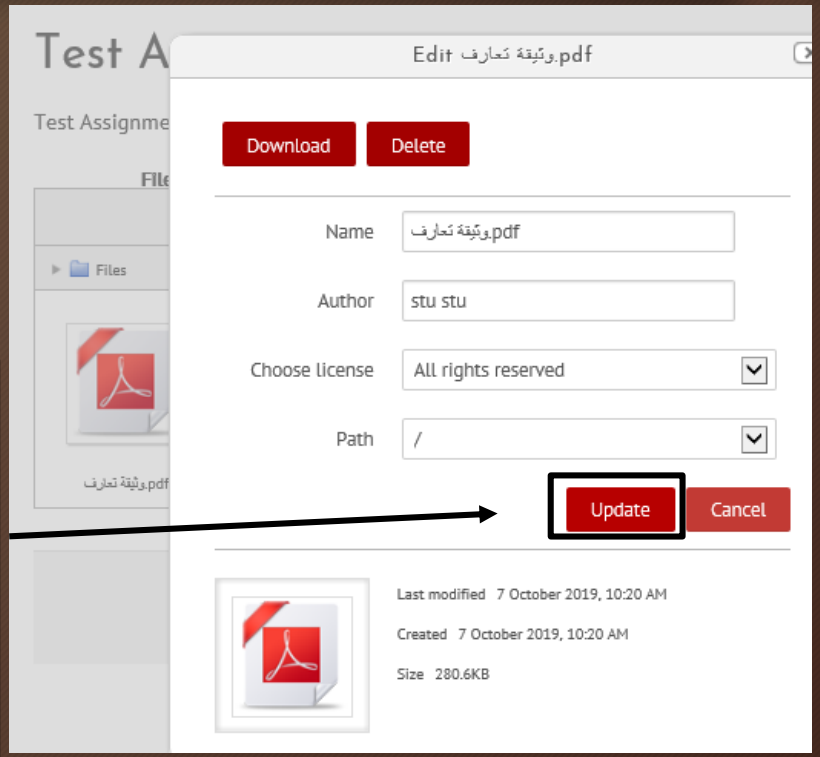
Please be sure for the most important details, same as the date for uploading the assignment, and the time remaining

Upload An Assignment



Upload your file as an attachment, then press save change

You can update the file or delete it, and put a new one by pressing Update



Do the Online Exams

- Once you access to the exam hall, switch your mobile off
- Use safe exam browser as it is appearing in the pc, the shortcut for it, as:

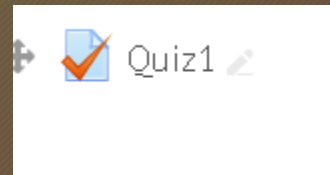


- Put your student ID, and password

A screenshot of a web browser showing the login page for AAI University. The page has a dark blue header with the university's name and navigation links. The main content area is white and features a login form with fields for 'Username' and 'Password', a red 'Log in' button, and a 'Lost password?' link. To the right of the form, there is a 'Welcome to AAI' message and a section titled 'The Most Reliable' with a brief description of the website's services.

Do the Online Exams

- Press on the quiz folder



Quiz1

Attempts allowed: 1

This quiz opened at Monday, 7 October 2019, 3:18 PM

This quiz will close at Monday, 7 October 2019, 4:18 PM

To attempt this quiz you need to know the quiz password

This quiz has been configured so that students may only attempt it using the Safe Exam Browser.

Time limit: 1 hour

Press on Attempt quiz now

Attempt quiz now

- Check the information that will appearing to you:
- Timing for the quiz
- You should know the password to start the exam
- The exam will start only from safe exam browser
- Time limit for the exam

Do the Online Exams

ation Archive Online Services My courses English (en)

Start attempt

Password

To attempt this quiz you need to know the quiz password

Quiz password

Timed quiz

The quiz has a time limit of 1 hour. Time will count down from the moment you start your attempt and you must submit before it expires. Are you sure that you wish to start now?

Start attempt **Cancel**

- Put the exam Password, then press on **start attempt**

Quiz navigation

1 2

Finish attempt ...

Time left 0:51:30

Question 1 Not yet answered Marked out of 1.00

Random sampling is also called sampling

Select one:

- a. Prospect
- b. Probability
- c. Availability
- d. Probation

Quiz navigation

1 2

Finish attempt ...

Time left 0:51:05

Question 2 Not yet answered Marked out of 1.00 **Flag question**

A researcher wishes to conduct a satisfaction survey of faculty members at AAU. She obtains a list of all of the university's faculty from HR department, and randomly selects 60 people from the list. This list represents

Select one:


- a. the sample
- b. an element
- c. the sampling design
- d. the sampling frame

Previous page **Finish attempt ...**

- To finish the exam, press on **finish attempt**

Do the Online Exams



 Quiz navigation

1

2

Finish attempt ...

Quiz1

Summary of attempt

Question	Status
1	Answer saved
2	Answer saved

Return to attempt

Time left **0:50:36**

This attempt must be submitted by Monday, 7 October 2019, 4:18 PM.

Submit all and finish

After you press on finish the attempt, it will ask you again to check your answers, and then submit all and finish



جامعة العين
AL AIN UNIVERSITY

Students guide

Edu Gate

Information Technology Center - AAU

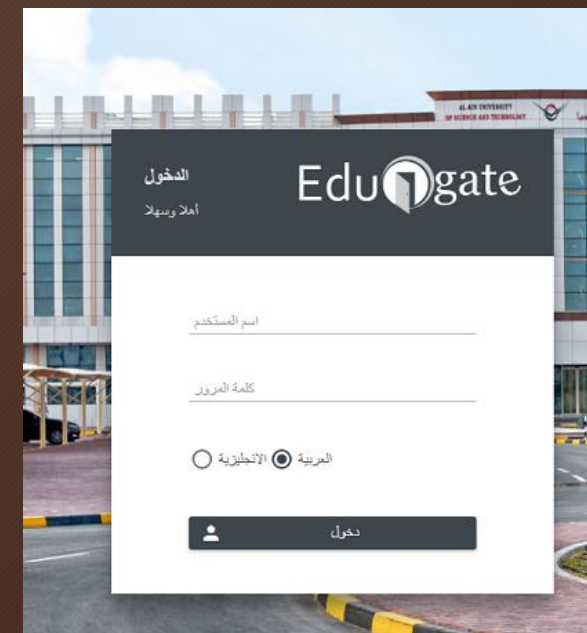


Edu gate

Brief: The portal is the site that helps the student to access the schedules, the courses he has downloaded, the course schedule, the academic advisor, the financial transactions.

- You can access to the edu gate direct , by using the link:
<https://edugate.aau.ac.ae/>
- Or from alain university website: <https://aau.ac.ae/ar/>

Put your Student ID, and the password



Edu gate

EduGate

Home Page

Messages 0

Homework 0

News

Maryam Firas Abdulhaleem

Homework 0

Balance -14280 Debit

Absences Notifications 0

Student Information

Student Id [Redacted]

Student Name [Redacted]

Semester First semester 2019/2020

Student Schedule

Course Code	Course Name	Section	Activity	Room	Time
0204300	Pharmacogenomics	63	Lecture	Q004	[10:30_11:30] Sun Tue
0204431	Pharmacotherapy2	61	Lecture	Q005	[09:00_10:00] Sun Tue

- This is the main page for you as a student
- You can find the class Table, your section, and even the class

Academic

Home Page

- Home Page
- Menu Modes
- Language
- Themes
- Academic**
 - Student Schedule
 - Student Plan All Courses
 - Transcript
 - Academic Transactions
 - Courses Results
 - Evaluation
 - Messaging
 - Homeworks
 - Personal
 - Registration

From Academic part, you can check:

- Student table
- The student plan
- academic records
- Take your transcript
- The Results for the courses, once it is appearing, by choosing the Semester.

Once the period of the online registration starts, you can register by press on Registration

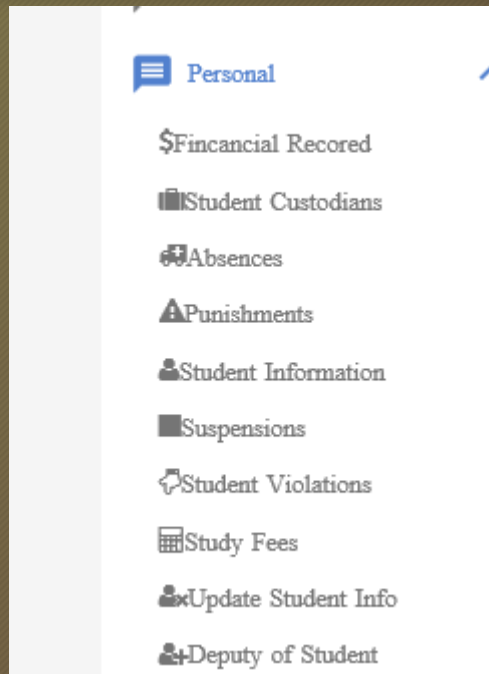
Home Page > Student Mark

Student Mark

Semester First semester 2019/2020

Course Code	Course Name	Activity	Status	Mark
Course Result Not Found For Registered Courses Yet.				

Personal



From personal:
you will find all
the data related
to you, such as
the Absences,
Punishments.. Etc

Note: you can download the Edu gate APP from App store, named (Al Ain university)